

Checklist flag labeling system

1 General information

Requester company _____
 Customer no. _____
 Street _____
 Zip code / City _____
 Person in charge _____
 Phone _____
 Email _____

Project owner

Name _____
 Phone _____
 Email _____

Project controlling

Name _____
 Phone _____
 Email _____

2 Project data Customer

Title _____
 Number of devices _____
 Target date _____

Request

Attachment 1

Delivery address

Company _____
 Street _____
 Zip code / City _____

Production site

Company _____
 Street _____
 Zip code / City _____

Customer approval

_____ Date Signature

3 Practicability filled in by cab

- possible
- further clarification required
- denied

Statement

Attachment 2

verified by _____
 Phone _____
 Email _____
 Date _____

Project no. _____
 Quotation no. _____
 Purchase order no. _____


Approved _____
 _____ Date Signature

4 Product

Title _____
 Material _____
 stiff flexible
 Diameter _____ 3 - 16 mm

Cycle rate, material handling excl. _____ labels/min
 Cycle rate, material handling incl. _____ labels/h
 Annual rate of label applications _____ labels/year

- Dimensional drawing displaying the position to which apply a label
- Sample

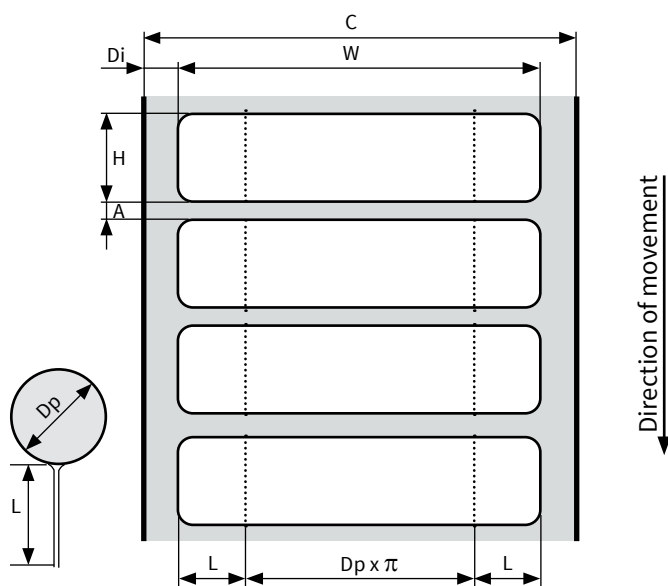


Checklist flag labeling system

5 Label

Sizes / tolerance

- W _____ ± _____ 50 - 100 mm
- H _____ ± _____ 10 - 50.8 mm
- A _____ ± _____ 2 - 5 mm
- C _____ ± _____ 62 - 106 mm
- Di _____ ± _____ 1 - 3 mm
- Dp _____ ± _____ 1 - 16 mm
- L _____ ± _____ 20 - 45 mm



Winding

outside




inside



- Roll diameter _____ mm
- Core diameter _____ mm
- Number of labels/roll _____ labels
- Material _____
- Sample provided by customer
 provided by cab

6 Ribbon

- Length _____ m
- Width _____ mm
- Winding inside outside
- Quality resin resin/wax wax
- Sample provided by customer
 provided by cab



Checklist flag labeling system

7 Labeling system

HERMES Q4L label printer

- Printable resolution 300 dpi
 600 dpi
- Unwinder
- Outside diameter 200 mm cover incl.
 300 mm
- Extended peel-off plate +10 mm

Flag applicator 4712 L300

- a 4" blow pipe is provided
 a compressed air regulation unit L is provided
 Protective cover if operated by hand

Tamp pads are provided according to the size of a label

Standard for product diameter 3 - 16 mm

- | | | |
|-------|--|------------------|
| Typ 1 | <input type="checkbox"/> W 60 - 100 mm | H 10.0 - 12.4 mm |
| Typ 2 | <input type="checkbox"/> W 60 - 100 mm | H 12.5 - 15.9 mm |
| Typ 3 | <input type="checkbox"/> W 60 - 100 mm | H 16.0 - 19.9 mm |
| Typ 4 | <input type="checkbox"/> W 60 - 100 mm | H 20.0 - 24.9 mm |
| Typ 5 | <input type="checkbox"/> W 60 - 100 mm | H 25.0 - 31.9 mm |
| Typ 6 | <input type="checkbox"/> W 60 - 100 mm | H 32.0 - 39.9 mm |
| Typ 7 | <input type="checkbox"/> W 60 - 100 mm | H 40.0 - 50.0 mm |

Size W is trimmed
 is according to the width of a label

customer-specific for product diameter 1 - 10 mm

- W ____ mm H ____ mm

Labels are applied on a product

- from the top
 vertically clockwise rotated 90° 180° _____° 0 - 180°
 from the side

8 Assembly aids supporting label application from the top


For label printers

- Mount
 Adapter plate
 Profile, 150 mm long
 Profile, customer-specific _____ mm
 Base plate

Product retainer

- | | | | |
|--------------------|--|--------------------|---|
| Load / removal | <input type="checkbox"/> by hand onto / off the retainer | Start by signal of | <input type="checkbox"/> a foot switch |
| | <input type="checkbox"/> by hand using a drawer | | <input type="checkbox"/> a sensor on the product retainer |
| | <input type="checkbox"/> automatically onto / off the retainer | | <input type="checkbox"/> a control unit |
| Supply / transport | <input type="checkbox"/> by hand using a drawer | Developed by | <input type="checkbox"/> customer |
| | <input type="checkbox"/> automatically using a drawer | | <input type="checkbox"/> cab |
| | <input type="checkbox"/> by transport rollers | | |
| | if continuous materials are in use | | |

Checklist flag labeling system



9 Scope of delivery

Pos.	Part no.	Label printer
1.1	6010005 6010006	Label printer HERMES Q4L/300-2 Label printer HERMES Q4L/600-2
1.2	6010013 6010014	Label printer HERMES Q4L/300-3 Label printer HERMES Q4L/600-3
Pos.	Part no.	Label printers with options
3.4	6010586.250	Liner spacer 4L ¹⁾ for label widths 50 - 59 mm
3.6	5983108.xxx	Cover 4L Flag applicator 4712
3.8	6010558.xxx	Extended peel-off plate 4l
3.12	6010520.xxx	2-Port Ethernet Switch 10/100 Mbit/s

xxx = .250 assembled option ¹⁾no spare part,
.001 spare parts assembly ex factory

Pos.	Part no.	Accessories printer
2.1	5977370	SD memory card 8 GB
2.2	5977730	USB memory stick 8 GB
2.3	5978912.001	USB WLAN stick 2.4 GHz 802.11b/g/n
2.4	5977731	USB WLAN stick with a rod antenna 2.4 GHz 802.11b/g/n + 5 GHz a/n/ac
2.5	5977732	USB Bluetooth adapter
2.8	5917651	I/O interface connector SUB-D, 25 pin
2.9	6010560	Warning light
2.10	6010186	External operation panel
	5907718	Connecting cable USB, 1.8 m
	5907730	Connecting cable USB, 3 m
	5907750	Connecting cable USB, 5 m
	5907760 5907765	Connecting cable USB, 11 m Connecting cable USB, 16 m
2.11	5948205	Label selection - I/O box
2.13	5955711	Foot switch
2.14	5550818	Connecting cable RS232 C 9/9-pin, length 3 m
2.15	on request	Scanner CC200

Pos.	Part no.	Accessories applicator
	5971815	Flag applicator 4712L-300
	5964095.001	Blow tube 4"
	5955735	Compressed air regulation unit L
	on request	Protect cover
	on request	Print pad
Pos.	Part no.	Assembly aids
6.1	5979813	Mounting foot
6.2	5979306	Adapter plate
6.3	5979221	Profile length 150 mm
6.4	597xxxx	Base plate 500 x 255 mm
6.5	on request	Mounting plate

10 Attachments

- Application profile Customer
- Label Dimensional drawing
- Roll sample
- Ribbon Roll sample
- Product Dimensional drawing
- Sample
- Installation 3D STEP model

Others

- Attachment 3

