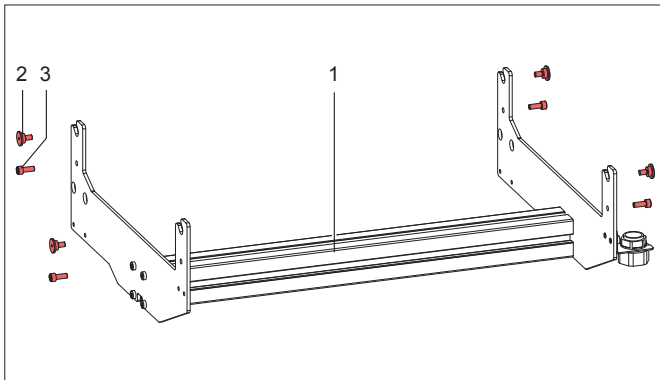


Mounting Instructions

Bracket Hermes C

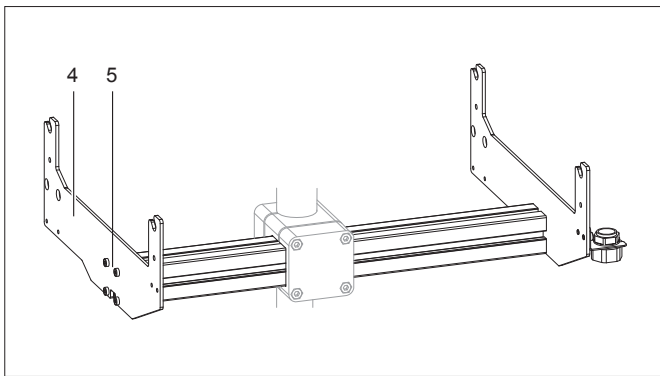
Edition: 10/15 · Part No. 9009820



The bracket is a mounting element, which allows to hang in the a Hermes+ printer in to a production line.

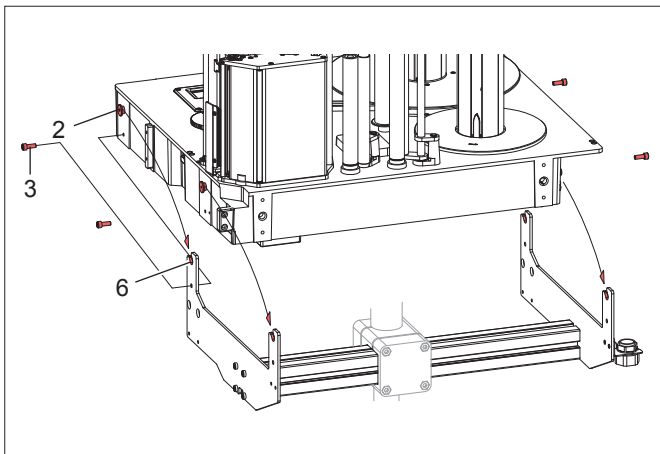
Contents of Delivery

- 1 - Bracket (profile 50x50, Rose+Krieger)
- 2 - 4 Center Screws
- 3 - 4 Screws M6x14



Mounting

- ▶ Mount the bracket to the production line.
If necessary remove meanwhile the side plates (4) via loosening screws (5).



- ▶ Attach the center screws (2) on both sides of the frame.
- ▶ Hang in the printer into the bracket by inserting the center screws (2) into the grooves (6) of the bracket.
- ▶ Fix the printer at both sides with screws M6x14 (3).

Germany

cab Produkttechnik
GmbH & Co KG
Postfach 1904
D-76007 Karlsruhe
Wilhelm-Schickard-Str. 14
D-76131 Karlsruhe

Telefon +49 721 6626-0
Telefax +49 721 6626-249

www.cab.de
info@cab.de

France

cab technologies s.a.r.l.
F-67350 Niedermodern
Téléphone +33 388 722 501
www.cab.de/fr
info.fr@cab.de

USA

cab Technology Inc.
Tyngsboro MA, 01879
Phone +1 978 649 0293
www.cab.de/us
info.us@cab.de

Asia 亚洲

cab Technology Co., Ltd.
希愛比科技股份有限公司
Junghe, Taipei, Taiwan
Phone +886 2 8227 3966
www.cab.de/tw
info.asia@cab.de

China 中国

cab (Shanghai)Trading Co., Ltd.
铠博(上海)贸易有限公司
Phone +86 21 6236-3161
www.cab.de/cn
info.cn@cab.de

Representatives in other countries on request