

# PCB Magazines Series 100 / 180 / 300



## There is a system behind it

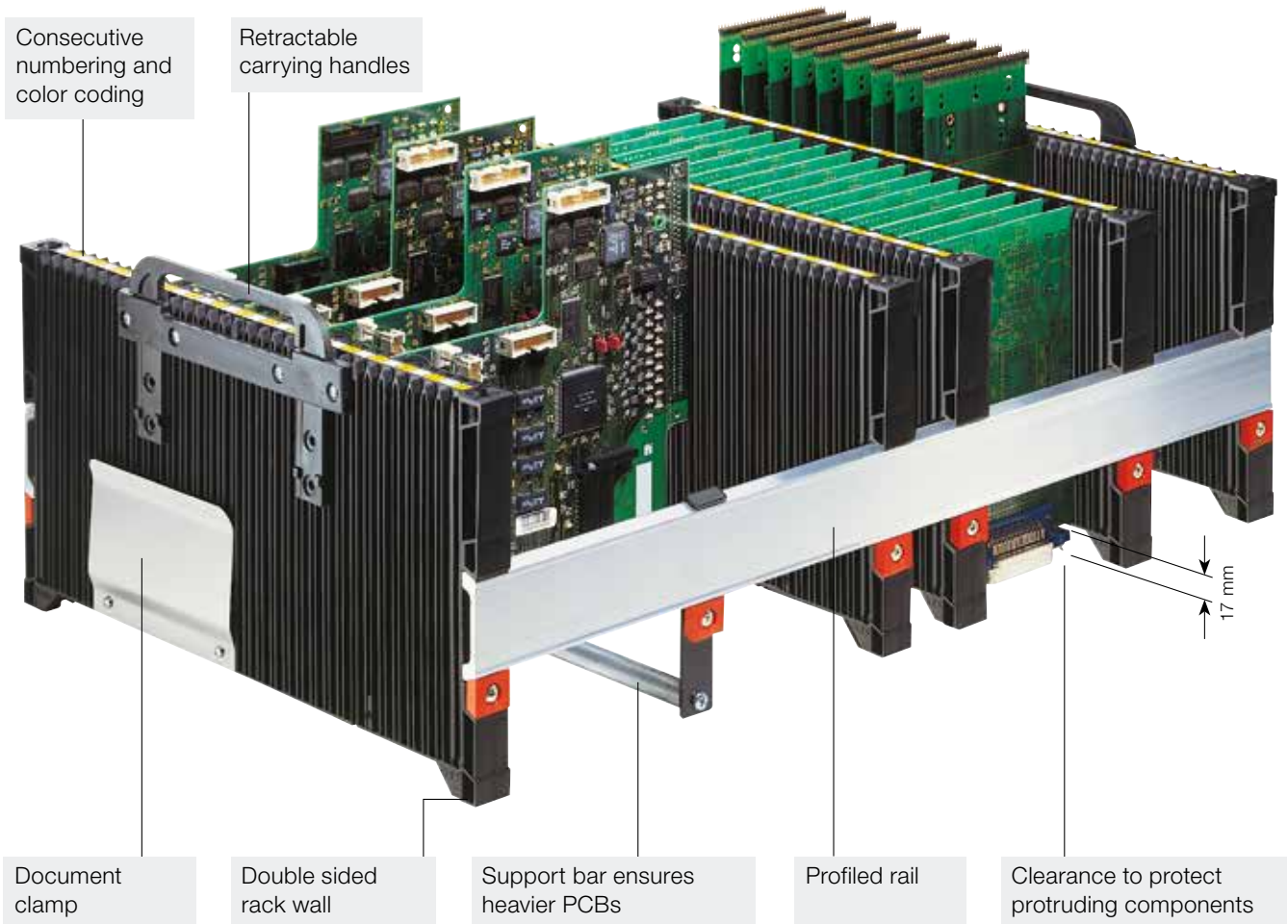
The cab PCB magazines can be filled when standing vertical or laying horizontal. The system is totally adjustable for width and can be assembled according to your individual requirements. For different size PCBs we offer PCB magazines with a height of 100, 180 and 300 mm.

All magazines have 32 slots, each with a 10 mm clearance between them, thereby providing maximum use of available space.

### Secure

The precision molded slots are funnel shaped at each end to simplify the insertion of each circuit board.

The location of each mounting slot is shown by yellow and white positioning strips. These enable boards to be loaded while avoiding the risk of being loaded by hand in the wrong position.



## PCB Magazines Series 100 / 180 / 300



### Fast and easy assembly

The magazine walls can be secured to the profiled rails in any position required. Two identically sized circuit boards are inserted between the walls, into the adjustment slots at the extreme ends of each wall. The second wall is then pressed firmly onto the boards and screwed tight.



### Rigid and stable

The magazine walls are constructed in sandwich form, and are therefore particularly rigid. For heavy mechanical and thermal force the magazine walls can additionally be reinforced by the use of a steel rod.



### Slot lock

To prevent damage to the PCB board during insertion, we offer slot locks which cover slots not in use.



### Stackable

At the corners of each magazine are male and female connectors which allow the racks to be stacked upon another. The lower edge of each magazine-side has a molded recess which allows the magazine to be gripped and lifted without problem.



### Vertical mounting

Before soldering, the circuit board must be stored horizontally. The magazine can therefore stand vertically.



### Transport containers

For transport purposes, the PCB magazines can be loaded into containers. These containers have norm sizes of 600 x 400 mm and 400 x 300 mm. Retractable handles enable the magazines to be removed with ease.

# PCB Magazines Series 100 / 180 / 300

## with 32 slots

### Flexing of the magazine walls under loading

When the PCB Magazine is correctly assembled, each side wall may flex less than 1,0 mm to ensure a secure mounting of the PCB. The flexing was calculated using 16 circuit boards, with a clearance of 20 mm between each other and a weight per board of 500 g.

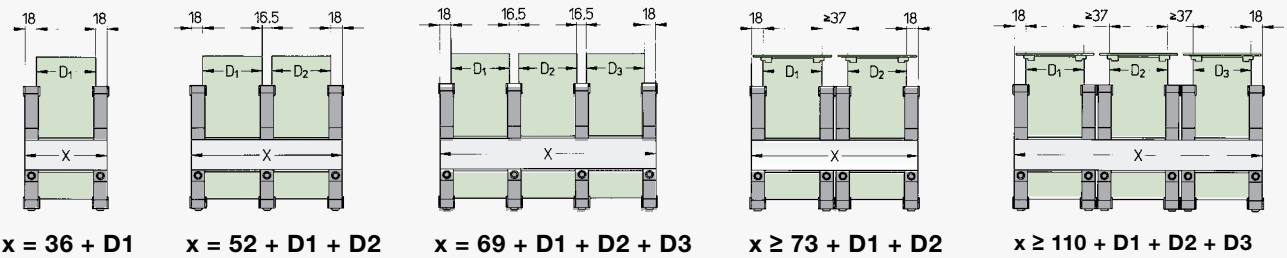
Critical loading can occur as follows:

1. When the magazine is laid on its side on a flat surface and then lifted.
2. When being transported in the vertical position and the position is changed to the horizontal.

Technical Data	100	180	300
Material	Polypropylene		
Color	black		
Surface resistance	as per DIN EN 61340-5-1 < 10 <sup>9</sup>		
Dimensions			
Slot width mm	2.8	4.0	3.5
Slot depth mm	2.0	2.5	2.5
Amount	32	32	32
Distance of PCBs mm	10	10	10
Flexing with a total load of 8 kg			
Temperature 23°C not reinforced	1.0	0.8	0.4
Temperature 23°C with reinforced	0.5	0.4	-
Temperature 70°C not reinforced	-	-	0.8
Temperature 70°C with reinforced	0.9	0.7	-

The length of profiled rail (Dimension X) is calculated based upon the dimensions as shown below.

Dimension D = PCB Width  
Dimension X = Length of Profiled Rail



## Delivery program



Part No.	Description
<b>8910063</b>	PCB Magazine Testset 100
e.g. for 100 mm wide PCBs	
Contents:	4 Side Walls 100 2 Profiled Rails 369 mm long 1 Document Clamp
Weight:	1.4 kg

Part No.	Description
<b>8910064</b>	PCB Magazine Testset 180
e.g. for 100 mm wide PCBs.	
Contents:	4 Side Walls 180 2 Profiled Rails 369 mm long 1 Document Clamp 1 Set Carrying Handles
Weight:	2.5 kg

Part No.	Description
<b>8910065</b>	PCB Magazine Testset 300
e.g. for 233.4 mm wide PCBs.	
Contents:	2 Side Walls 300 4 Profiled Rails 269 mm long 1 Document Clamp 1 Set Carrying Handles
Weight:	2.0 kg

# PCB Magazines Series 100 / 180 / 300

## Delivery program

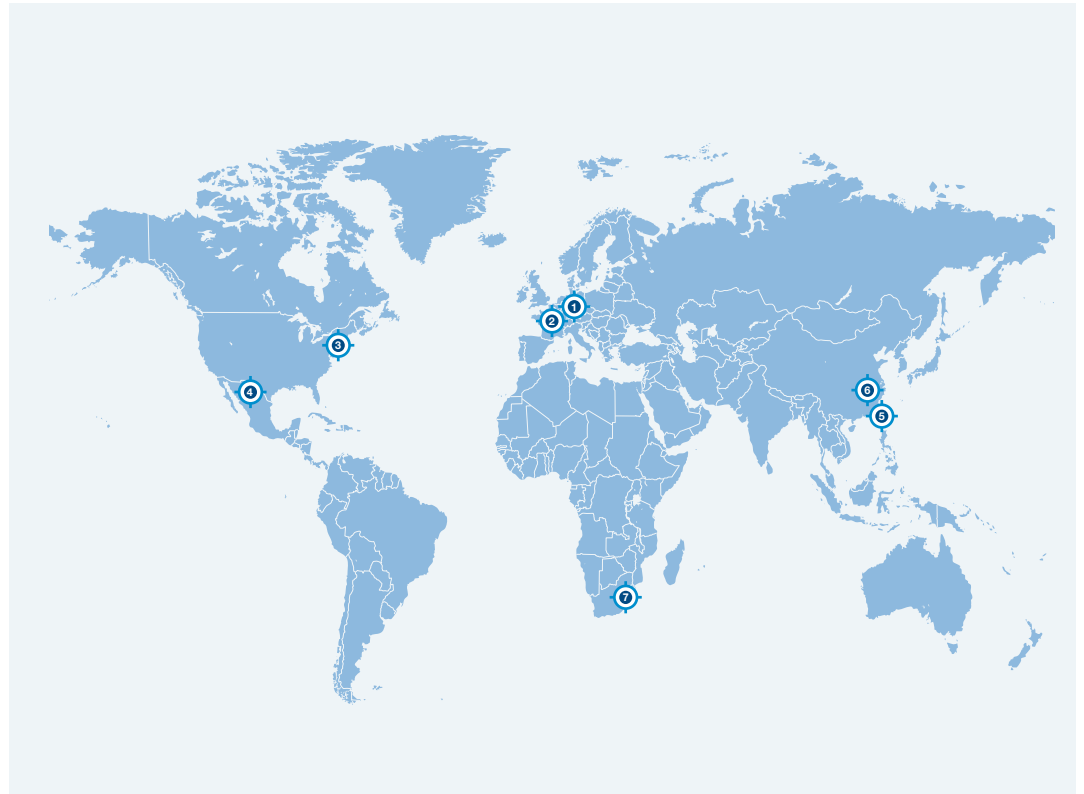
	Part No.	Description	Weight
	<b>8910050</b> <b>8910102</b>  <b>8913913</b>	Rack Wall 100 Rack Wall 100 reinforced Stegwand 100 with drilling for Slot Lock	0.28 kg 0.40 kg  0.28 kg
	<b>8910060</b> <b>8910104</b>	Rack Wall 180* Rack Wall 180* reinforced  *incl. Drilling for Slot Lock	0.53 kg 0.65 kg
	<b>8912049</b> <b>8913914</b>	Rack Wall 300 Rack Wall 300  with drilling for Slot Lock	0.7 kg 0.7 kg
 <p>The profiled rails are supplied according to your requirements, xxxx is the length in mm.</p>	<b>8910136</b> <b>8910252</b> <b>8910547</b> <b>8911000</b> <b>8912000</b> <b>8913000</b> <b>891xxxx</b>	<b>Length in mm</b> Profiled Rail 0136 Profiled Rail 0252 Profiled Rail 0547 Profiled Rail 1000 Profiled Rail 2000 Profiled Rail 3000 Profiled Rail xxxx	0.06 kg 0.11 kg 0.24 kg 0.45 kg 0.90 kg 1.35 kg
	<b>8910009</b>	Document Clamp	
	<b>8912004</b> <b>8912005</b> <b>8912006</b>	Support Bar 100 Support Bar 180 Support Bar 300	
 <p>Packaging unit: 1 Set</p>	<b>8912007</b> <b>8910097</b>	Carrying Handle 100 Carrying Handle 180/300	
 <p>Slot Lock 1      Slot Lock 2 pictures increased</p> <p>Packaging unit: respectively 100 Sets</p>	<b>8913916</b> <b>8913917</b>	Slot Lock 1 Slot Lock 2	



① Headquarter and fabrication  
in Germany

② to ⑩ International  
subsidiaries

There are furthermore 820  
distribution partners in more  
than 80 countries.



## Europe

### Germany

cab Produkttechnik  
GmbH & Co KG  
Wilhelm-Schickard-Str. 14  
76131 Karlsruhe  
phone +49 721 6626 0  
fax +49 721 6626 129  
[info@cab.de](mailto:info@cab.de)  
[www.cab.de](http://www.cab.de)

### France

cab Technologies S.à.r.l.  
2a Rue de la Moder  
Z.A. Nord du Val de Moder  
67350 Niedermodern  
phone +33 388 722501  
fax +33 388 722502  
[info.fr@cab.de](mailto:info.fr@cab.de)  
[www.cab.de/fr](http://www.cab.de/fr)

## America

### USA

cab Technology, Inc.  
87 Progress Avenue Unit 1  
Tyngsboro, MA 01879  
phone +1 978 649 0293  
fax +1 978 649 0294  
[info.us@cab.de](mailto:info.us@cab.de)  
[www.cab.de/us](http://www.cab.de/us)

### Latin America

Alejandro Balmaceda  
Hacienda Jurica Pte 1615  
Colonial de Valle  
32553 Juárez, Mexico  
phone +52 656 682 4301  
[a.balmaceda@cab.de](mailto:a.balmaceda@cab.de)  
[www.cab.de/es](http://www.cab.de/es)

## Asia

### Taiwan

cab Technology Co., Ltd.  
希愛比科技股份有限公司  
16F-1, No. 700, Jhong Jheng Rd  
Junghe, Taipei 23552  
phone +886 (02) 8227 3966  
fax +886 (02) 8227 3566  
[info.asia@cab.de](mailto:info.asia@cab.de)  
[www.cab.de/tw](http://www.cab.de/tw)

### China

cab (Shanghai) Trading Co., Ltd.  
铠博(上海)贸易有限公司  
A507, No. 268, Tong Xie Rd  
Shanghai 200335  
phone +86 (021) 6236 3161  
fax +86 (021) 6236 3162  
[info.cn@cab.de](mailto:info.cn@cab.de)  
[www.cab.de/cn](http://www.cab.de/cn)

cab (Shanghai) Trading Co., Ltd.  
铠博(上海)贸易有限公司  
Room 39, 10F, 8 Lin He Zhong Rd  
Tian He District, Guangzhou 510610  
phone +86 (020) 2831 7358  
[info.cn@cab.de](mailto:info.cn@cab.de)  
[www.cab.de/cn](http://www.cab.de/cn)

## Africa

### South Africa

cab Technology (Pty) Ltd.  
14 Republic Street  
Bordeaux  
2125 Randburg  
phone +27 11 886 3580  
fax +27 11 789 3913  
[info.za@cab.de](mailto:info.za@cab.de)  
[www.cab.de/za](http://www.cab.de/za)